

Salt Lake City School District and BIO BLITZ!

A social distancing Earth Week event to discover and explore the life around you!

Join Us as we celebrate Earth Week 2020!



We live on an incredible *living* planet. Living things, such as plants, animals, and insects are all around us. They help to feed us, keep us healthy, and sustain our lives. Living things also provide beauty, healing, and opportunities for great discoveries!

What: A **Bio Blitz** event focuses on finding and identifying as many different kinds of living things possible in your local area. During this time of social distancing, you and your family can work together to explore the area right around your home!

When: **April 24 – 27**, 2020 (Friday-Monday), to join with City Nature Challenge Salt Lake City 2020!

What: We will [observe WILD living things in and around our homes and neighborhoods](#). You do not need to be able to identify the different living things in order to be successful. The focus is on observation and data collection. **Data collection** includes recording what you observe, either on-line or on paper.

Where: You can make **observations** from your window, yard, or neighborhood. You may also participate from inside your home, finding living things in your house, in a movie or TV show.

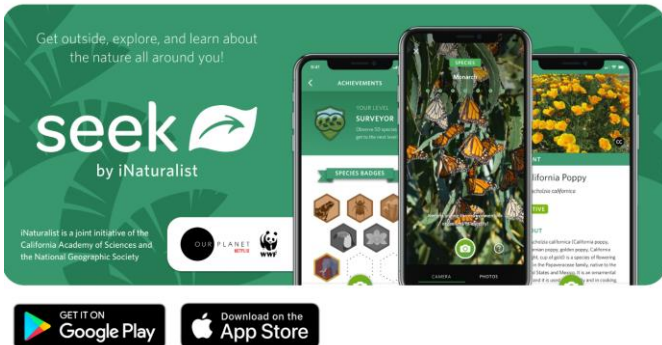
How: You and your family can choose one of the options below:

Option 1: Paper and pencil- stay inside:

1. Make a copy of the **Inside Observations and Data** page at the end of this document or [Data Sheet](#).
2. During April 24-27, fill in your Inside Observations and Data or Data Sheet page as you discover WILD living things (plants, wild animals, insects) around your home, in a movie or TV show, etc. Focus on making close observations so that you notice new things about the living things around you.
3. Record your data in a one of the written data sheets noted above, scan or take a photo and submit it to bioblitz2020@slcschools.org.
4. Or, create an artistic representation (photo, poem, [visual arts](#), dance, music, etc.) and submit a document, photo or video to the [District Memory Wall Project](#).



Option 2: Use a phone app – go outside around your house or neighborhood:



1. Download the [Seek by iNaturalist](#) app.
2. Take the Citizen Science Challenge in the app.
3. Find wildlife in your area (any wild living thing or evidence of a wild living thing).
4. Follow this [tutorial](#) to document and identify your observation on the Seek app.
5. Earn badges for finding 10 new-to-you species!!

Safety Considerations:



- Follow [Salt Lake County Stay Safe. Stay Home.](#) City members can participate in outdoor activities (walk, hike, bike, run, fish or other similar individual outdoor activities) in our neighborhoods, city parks or on trails, as long as people are at least **6 feet away from the nearest individual** that is not a part of their immediate family or household.
- Students, if you are leaving from home, get permission from your parents and/or guardians.
- Remember that public restrooms, water fountains, picnic areas, etc. are closed to the public at this time.
- Also remember to “Leave No Trace” by making only observations and leaving items as they found them (no picking flowers, etc.) and to respect public property, including that of their neighbors and/or other public places.



Special Thanks to Ms. Kate Bodey and the 7th and 8th grade Environmental Science students at Clayton Middle School for spearheading and designing this event.

Inside Observations and Data Sheet

Name _____ Date _____

| Wild Animals I Observed Write the name and draw a picture of the WILD animals you observe in movies, TV, etc. | Counting my Observations Mark in the box below every time you observe this WILD animal. | Total times I observed this WILD animal |
|---|---|--|
| Example:  Spider |  | 8 |
| | | |
| | | |
| | | |
| | | |
| | | |
| | | |
| | | |

Add on if you see more WILD living things!